



INTERFACE1000

Potentiostat/Galvanostat/Zero Resistance Ammeter

HIGHLIGHTS

The Interface 1000™ potentiostat/galvanostat/ZRA is designed for a wide range of applications designed to fit your needs. It is ideal for corrosion measurements, battery testing, sensor development, and physical electrochemistry. It is the perfect blend of performance and value.

Four models to suit your needs –

- **Interface 1000T** – A specially designed model for teaching labs that can do basic physical and analytical electrochemistry and potentiostatic EIS to 10 kHz.
- **Interface 1000B** – The basic model is equipped with our Physical Electrochemistry, Pulse Voltammetry, and eChemBasic Toolkit software packages.
- **Interface 1000A** – The advanced model includes the capabilities in the basic model plus DC Corrosion, Electrochemical Energy, Electrochemical Noise, Electrochemical Signal Analyzer, Critical Pitting Temperature, Electrochemical Frequency Modulation, and our eChemDC Toolkit.
- **Interface 1000E** – This model includes everything available in the advanced model plus Electrochemical Impedance Spectroscopy and the eChemAC Toolkit.

- ▶ **Flexible and Powerful** – 9 Current ranges from 1 A down to 10 nA.
- ▶ **Floating** – Designed from the ground up to provide true floating capability. Easily measure grounded electrodes, grounded cells, or multiple working electrodes in a shared electrolyte.
- ▶ **Easily Transported** – Weighing a mere 2 kg and carried as easily as a book, the Interface 1000 continues Gamry's tradition of pairing capability with portability.
- ▶ **Low Noise** – Gamry is the world leader in designing low-noise potentiostats. The Interface 1000 continues this tradition with an exception < 20 μ V noise specification.
- ▶ **Upgradeable** – Increase the capabilities of your instrument as your needs grow. Gamry's tiered models let you upgrade from an Interface 1000B to a 1000A or even to a 1000E. The 1000T can even be upgraded to a 1000E.





MULTICHANNEL WITHOUT LIMITS



- ▶ **Dedicated Performance** – Gamry's multichannel setup is designed to get you full capabilities out of each channel. No multiplexing of measurements unlike other manufacturers.
- ▶ **Isolation** – Every channel is isolated, letting you run on grounded cells or multiple working electrodes.
- ▶ **High Bandwidth** – Gamry's multichannel setup lets you place each channel closer to your cell, letting you use shorter cables. Shorter cables mean more bandwidth for your measurements.
- ▶ **Modular** – Gamry's multichannel setup allows you to remove channels for placement closer to your cell. You could even remove a channel to take into the field or when traveling to another lab.

ELECTROCHEMICAL APPLICATIONS

ELECTROCHEMICAL IMPEDANCE SPECTROSCOPY - EIS



EIS is a powerful tool for a variety of applications. Gamry civilized EIS by combining sophisticated data acquisition with state of the art hardware design. The Interface 1000 maintains these innovations by making EIS easy to use, compact, accurate, and affordable. Gamry's wide range of EIS techniques include potentiostatic, galvanostatic, hybrid, and Mott-Schottky. Our software also includes optimized, power-leveling multisine techniques for both potentiostatic and galvanostatic EIS.

CORROSION



Electrochemical corrosion testing is a mainstay of Gamry Instrument's potentiostats and the Interface 1000 is no exception. Gamry's impressive collection of corrosion related experiments are all available to run on the Interface 1000. Along with EIS, Gamry offers for corrosion researchers:

DC Corrosion Techniques – 14 Experiments from basic to advanced cover most corrosion testing.

Electrochemical Noise – Different setups for different levels of sophistication, including the most powerful noise software available.

Electrochemical Frequency Modulation – A non-destructive multisine technique that returns beta constants and a corrosion rate. Casualty factors are automatically calculated to confirm the validity of your data.

Critical Pitting Temperature – ASTM G150. Special hardware is required, but this provides information not available through other techniques.

PHYSICAL ELECTROCHEMISTRY



Gamry offers a complete library of physical and electroanalytical techniques for the Interface 1000. These include techniques such as linear sweep and cyclic voltammetry, chronoamperometry, chronocoulometry, chronopotentiometry, differential pulse, and square wave voltammetry. Multiple step or repeating techniques are available for chronoamperometry and chronopotentiometry.

BATTERIES, FUEL CELLS, SUPERCAPACITORS



Research of various electrochemical energy systems combines some tried and true electrochemical techniques like EIS and CV, but also brings unique challenges to the table. Gamry has several specially designed experimental techniques that allow high performance testing of electrochemical energy devices, which are available for use on the Interface 1000.

FILMS AND COATINGS



Materials and corrosion scientists frequently deal with thin films and coatings. EIS is a major part of the electrochemical testing of films and coatings. For some researchers DC corrosion tests may also be applicable while for others physical electrochemistry or energy device type experiments are more appropriate. The Interface 1000 is compatible with all of these options, and the 4-probe setup allows for impedance testing of a membrane without compounding it with electron transfer impedances.

MORE...



Gamry's software capabilities go beyond the set experiments above. A Virtual Front Panel, and eChem Toolkits allow users with some specialty ideas to run different tests, design their own software to control the Interface 1000, or integrate the Gamry system into a setup with other devices.

Gamry can also provide custom solutions for non-standard experimental techniques that users may need. Call us to discuss your application.



PERFORMANCE

The Interface 1000™ is Gamry's high performing value Potentiostat/Galvanostat/ZRA. It is the ideal instrument for labs on a budget doing fundamental electrochemical studies. The performance/cost ratio makes it the best choice for multichannel setups where performance cannot be sacrificed for higher throughput.

Low Noise

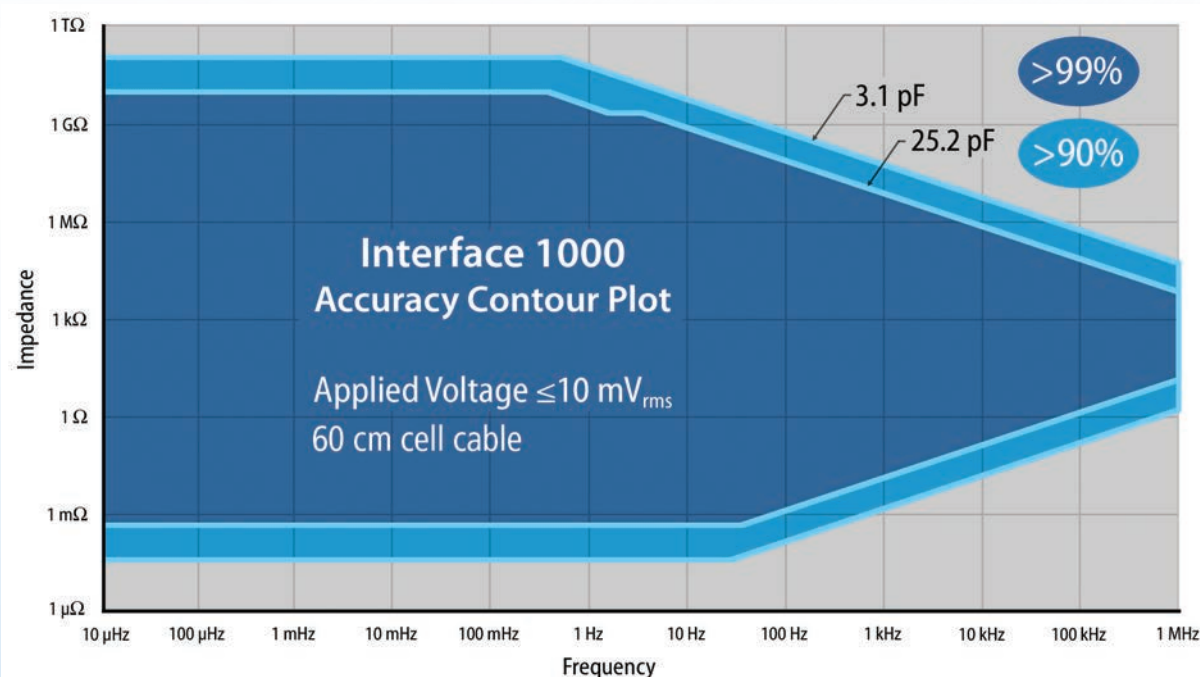
While every potentiostat has some intrinsic noise level due to electronic components and the laws of physics, board layout and well-designed filtering can reduce its impact on your measurements. Gamry's engineers have designed the Interface 1000 with one of the lowest noise specifications available.

DSP Mode

By acquiring data at 60 kHz, the Interface 1000 is able to massively oversample for the best signal to noise ratio in the industry. Combine DSP acquisition with the low intrinsic noise in the instrument, and you will see how Gamry brings new meaning to the term low noise.

Impedance Done Right

Every Interface 1000 is equipped to perform EIS without requiring an expensive FRA or expansion modules. The built-in Direct Digital Synthesis circuitry generates a pure sine wave that is ideal for electrochemical applications. Adding our Electrochemical Impedance Spectroscopy Software enables EIS from 10 μ Hz to 1 MHz. Thanks to the wide range of currents that can be measured, the Interface 1000 can accurately measure impedances from 10^{10} ohms to 0.001 ohms.



Filters

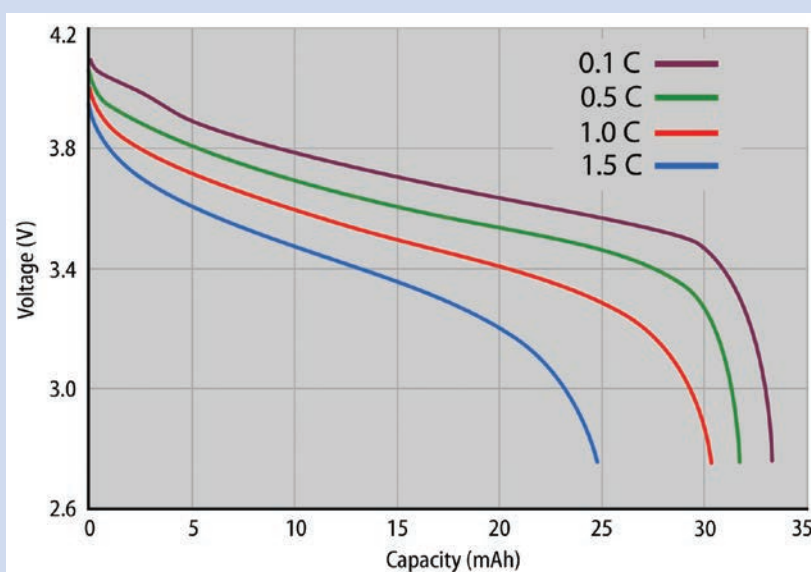
The Interface 1000 employs a combined total of ten active filters for the Voltage and Current channels. These filters allow for optimal rejection of external signals and noise which can adversely impact your sensitive measurements. The Interface 1000 automatically selects the best filter for the acquisition mode, while still offering expert users the choice for manual adjustments.

Smart Cell Cables

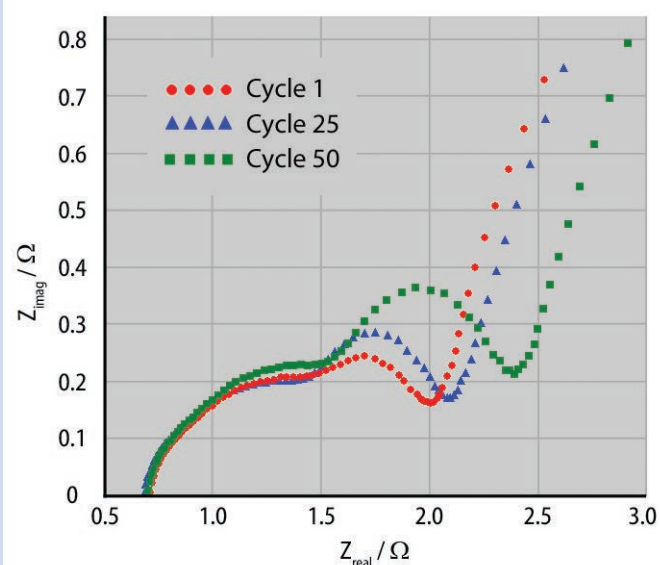
Even the cell cables for the Interface 1000 are impressively engineered for high performance. The standard cell cable has been optimized for low stray capacitance and high resistance isolation between the internal conductors and the shields. You get better EIS results for high impedance samples and truer signals for high speed experiments. A special low Z cable is available to extend the inductive limit when performing EIS on batteries and supercaps.

Multi- Stage Cell Switch

A sophisticated two stage cell switch is utilized in the Interface 1000 design. The first stage is a relay which insures pure electrical isolation. The second stage consists of an ultra-fast MOSFET switch with zero contact bounce. This second stage allows for better signal application with minimal spikes, as well as the ability to perform current interrupt iR compensation.



Discharge Curves for a Lithium Ion 2032 Coin Cell Battery. 40 mAh rated capacity.



Selected EIS spectra after charging steps for Lithium Ion 2032 Coin Cell Battery. 40 mAh rated capacity. 10 mA rms.

Differential Electrometer

High Impedance and low input current are hallmarks of a Gamry Differential Electrometer. High impedance ensures no stray current will leak through the measurement circuit. Low input current means that it can detect small variations in voltage. The Interface 1000 employs not just one electrometer, but a second for the Zero Resistance Ammeter. Gamry Potentiostats are simply the best choice for electrochemical noise and galvanic corrosion measurements.

Dual DAC Signal Generation

Two 16 bit Digital-to-Analog converters (DACs) are used to provide the best signal generation possible. By using the Bias DAC to set a DC level and the Scan DAC to provide the scanning signals, we can optimize the resolution and accuracy of the output signal.

THE GAMRY DIFFERENCE

Gamry Instruments provides you with the complete solution to get the answers you need. We carefully consider every detail of system design. Everything from board layout, component selection, signal processing,

and all the way down to the tip of our smart cell cables, is designed to deliver maximum performance. Our software is intuitive and easy to use yet powerful enough underneath to allow you to customize experiments and interfaces to suit your needs. This combination of features and capabilities give you the maximum amount of performance at incredible value.

SPECIFICATIONS

	Interface 1000T	Interface 1000B	Interface 1000A	Interface 1000E
Cell Connections			2, 3, 4	
Floating			Yes	
System				
Maximum Current	± 100 mA		±1 A	
Current Ranges	6		9	
Current Ranges (with Gain)	8		11	
Minimum Current Resolution	0.3 pA		3.3 fA	
Minimum Voltage Resolution			1 µV	
Maximum Applied Potential	± 5 V		± 12 V	
Rise Time			1 µs	
Noise and Ripple			<20 µV rms	
Minimum Timebase	1 ms		10 µs	
Maximum Timebase			750 s	
Minimum Potential Step			12.5 µV	
EIS Measurement				
Frequency Range	100 mHz - 10 kHz	–	–	10 µHz - 1 MHz
Impedance Accuracy	99%	–	–	See Accuracy Contour Plot
Maximum AC Amplitude	2.33 V rms	–	–	2.33 V rms
Minimum AC Amplitude	17.8 µV rms	–	–	17.8 µV rms
Control Amplifier				
Compliance Voltage			± 20 V	
Output Current			> ± 1 A	
Speed settings			3	
Unity Gain Bandwidth (typical)			980, 260, 40, 4, 0.4 kHz	
Electrometer				
Input impedance			> 10 ¹² Ω	
Input current			< 20 pA	
Bandwidth (-3 dB) (typical)			> 15 MHz	
Common Mode Rejection Ratio			> 80 dB (10 kHz), > 60 dB (1 MHz)	
Applied Potential				
Accuracy			± 1 µV ± 0.2% of setting	
Resolution			12.5 µV, 50 µV, 200 µV/bit	
Potential Scan Range			± 0.4 V, ± 1.6 V, ± 6.4 V	
Measured Potential				
Accuracy			± 1 µV ± 0.3% of setting	
Resolution			400 µV, 100 µV, 10 µV, 1 µV/bit	
Applied Current				
Accuracy			± 5 pA ± 0.3% of setting	
Resolution			0.0033% full-scale/bit	
Measured Current				
Accuracy			± 5 pA ± 0.3% of setting	
Resolution			0.0033% full-scale/bit	
Bandwidth (current range dependent)			> 10 MHz (100 mA - 100 µA ranges) > 1.5 MHz (10 µA range) > 150 kHz (1 µA range)	
Stability Settings			3	
iR Compensation				
Mode			Current Interrupt	
Minimum Interrupt Time			33 µs	
Maximum Interrupt Time			715 s	
Physical Dimensions				
Weight			2 kg	
Size			24 x 6 x 27 cm (W x H x D)	
Cable			60 cm (std); 1.5 m, 3 m, 10 m	